



1. Rings




2. Short tube



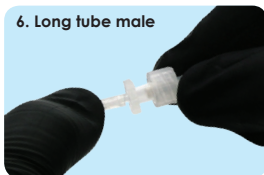
3. Connector



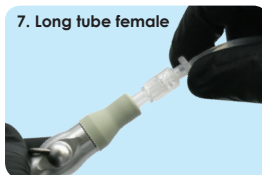
4. iVac tip



5. Elbow connector



6. Long tube male




7. Long tube female



8. Capillary .60

Concomitant irrigation from the reservoir or bottles



1. Power 70%. Mode E. Reservoir icon




2. Bottle



3. Irrigation volume adjustment

Concomitant irrigation with syringe and cannula



1. Power 70%. Mode E. Water line icon



2. Syringe and Cannula .60



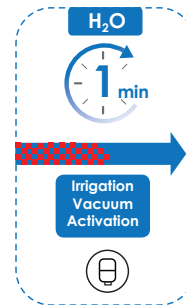
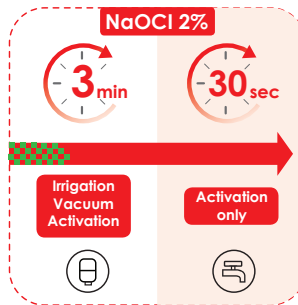
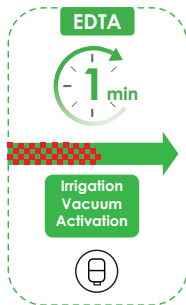
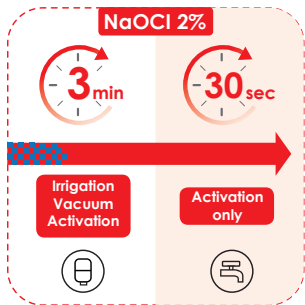
- Press twice E button to activate the 30sec timer
- Dripping irrigation fluid at pulp chamber only
- Only activate the iVac tip inside the canal
- Flush with distilled water after use (Flush Mode)

Consult the IFU for more information



Scan QR Code for more information.

Concomitant irrigation from the reservoir or bottles



Concomitant irrigation with syringe and cannula

